





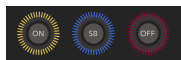
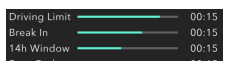


Points to re-check:

- your device should be connected to a charger;
- your device should be placed on a dashboard the way the DOT officer has a full view without entering a truck;
- you should be logged in to our system using your credentials.

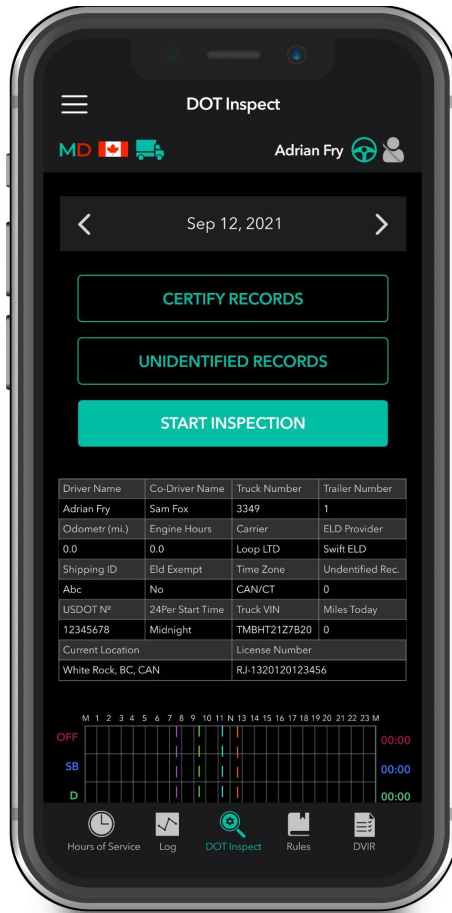
1.  Sidebar menu
2.  Malfunctions indicator
3.  Truck connection
4.  The country rule set
5.  Current driver name
6.  Co-drivers' switch
7.  Current Status / Status Switch
8.  HOS counter



¹ Swift ELD is compliant with the Federal Motor Carrier Safety Regulations CFR §395.15 and 49 CFR 395.20 et seq.
Swift ELD is compliant with Section 83 of The Commercial Vehicle Drivers Hours of Service Regulations regarding the use of the electronic logging devices.



Inspection instructions






For a driver:

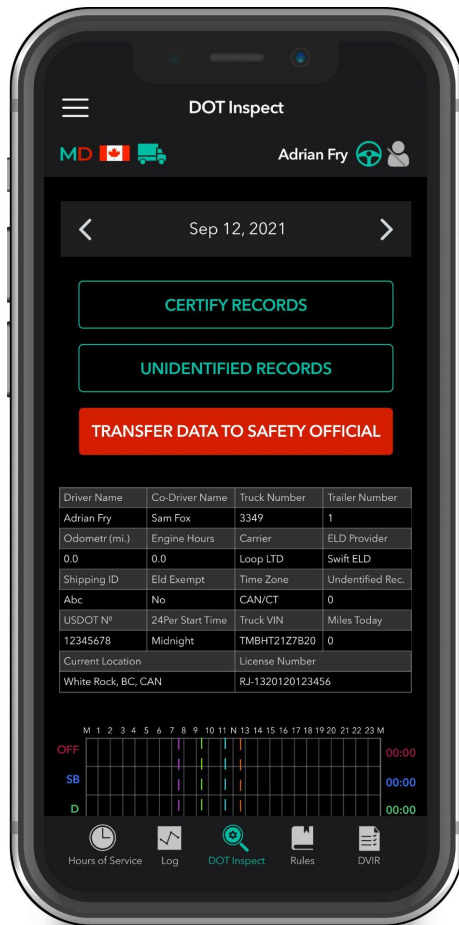
Step 1: Open Inspection page

Step 2: Pass the device to the inspector

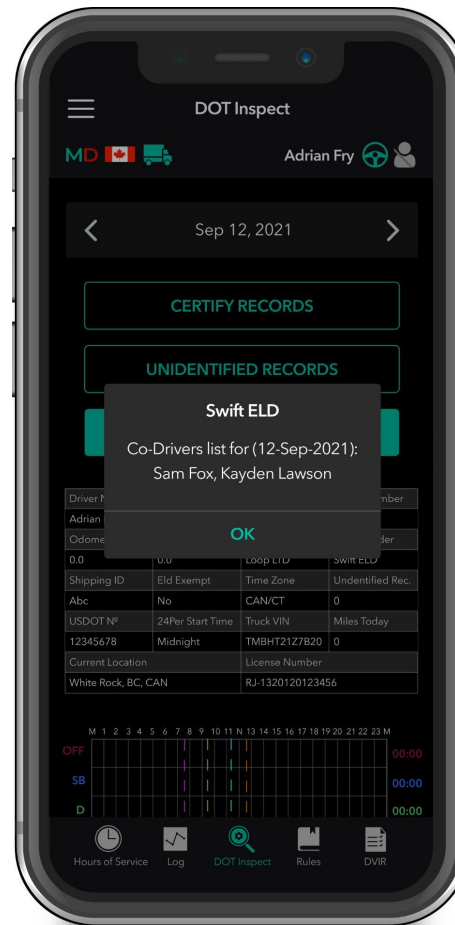
For an inspector:

-  icon shows whether there are any malfunctions or data inconsistencies;
-  icon shows whether the truck is connected and the system is in the ELD mode;
-  icons allow you to select a date to inspect;
- the form contains all data regarding vehicles, driver, and carrier;
- the graph shows the status change data;
- the table shows detailed data regarding each event.

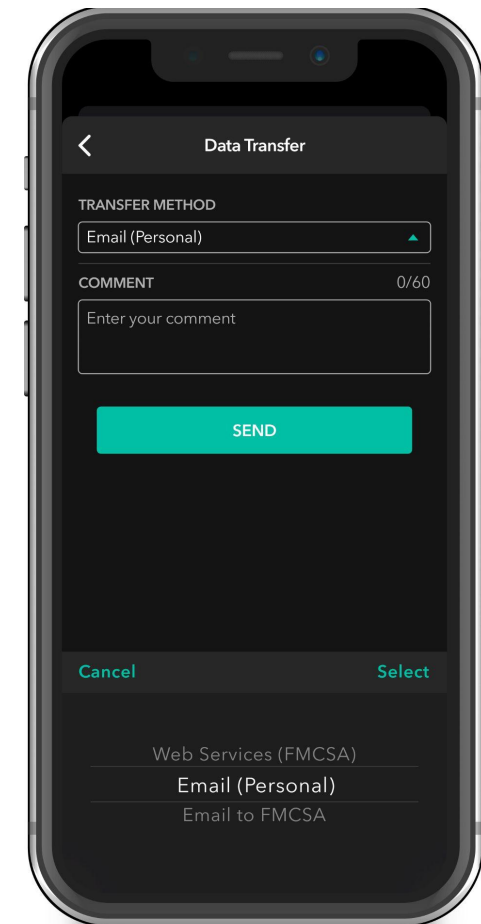
² If you wish to contact our Support team, you may reach us via phone by +16783875175 or email at Swiftelog@gmail.com



If you need to send Data to FMCSA directly via email or web or you need to send data to the personal email - you should click the 'Start Inspection' and later 'Transfer Data to Safety Official'.



Please, pay attention that here you will see a list of all the co-drivers operating the same truck during the last 15 days period.



You may select one of the three options for sending: via web services to the FMCSA directly, via email to the FMCSA or any other account. You may also add comment if needed.



SWIFT
ELD

Data Transfer

TRANSFER METHOD
Email (Personal)

EMAIL
Enter an Email

RULES CAN

COMMENT
Enter your comment

GENERATE A REPORT FOR TODAY

GENERATE A REPORT FOR THE LAST 15 DAYS

Data Transfer

TRANSFER METHOD
Email (Personal)

EMAIL
Enter an Email

RULES CAN

COMMENT 0/60
Enter your comment

GENERATE A REPORT FOR TODAY

GENERATE A REPORT FOR THE LAST 15 DAYS

If you select Email (Personal), you need to select your country (for Canada, it is CAN). Then you need to enter the recipient's mailbox.

Here you have two options to send the logs: choosing "Generate Report for Today" or "Generate Report for the last 15 days".